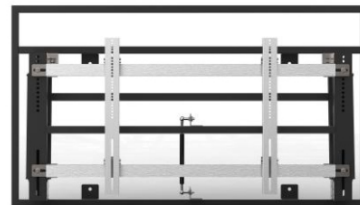


Pictures



Features

- Modular mount for unlimited wall display configurations
- Suitable for landscape or portrait screen mounting
- Push to open / push to close system provides quick and easy service access
- Tool-less micro-adjustments for seamless display alignment
- Suitable for both wall or pole mounting
- Integrated cable management

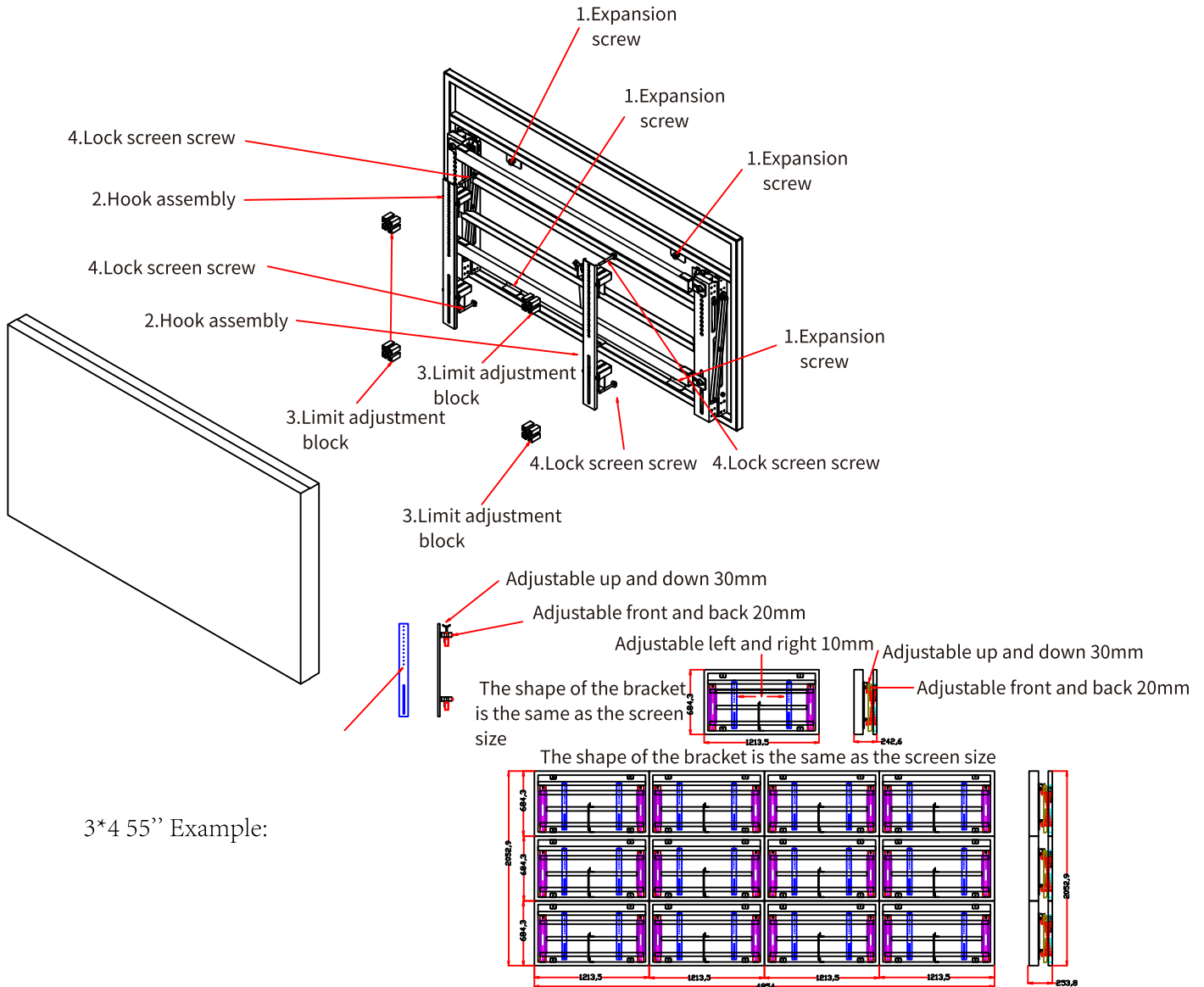
- Screen specific wall plate spacers (available separately) dramatically shorten install times by eliminating guesswork and on-site calculations
- Perfect solution for mounting screens into a recessed wall
- Locking kit to prevent accidental pop-out of mount is also available (separately)
- All mounting hardware included








Specification:

- Recommended screen size: 46" 49", 55"
- Max load: 40kg
- VESA® compatibility (as standard): 200 x 100 to 400 x 400
- VESA® compatibility (with included adaptors): up to 600 x 400*
- Depth flat: 110mm* (+/-7mm with micro-adjustment)
- Depth popped out: 310mm* (+/-7mm with micro-adjustment)
- Screen height adjustment: +200mm



Description of components



List of front maintenance accessories						
①	Expansion screw	qty.	4		Fix bracket to the wall	
②	Hook assembly	qty.	2		Fix the LCD screen with hook	
③	Limit adjustment block	qty.	4		Increase the height between hook and LCD screen	
④	Lock screen screw	qty.	4			
⑤	Allen wrench	qty.	4		M5 6M	
⑥	Gasket	qty.	4		Increase the screw force area	
⑦	Front maintenance iron buckle	qty.	4		Front maintenance lock	